



### District Report Card: 2017


<b>State:</b> Telangana	<b>District:</b> Khammam
<b>Class:</b> 5	<b>Subject:</b> Language
<b>Schools:</b> 61	<b>Students:</b> 963


### Participation/Coverage


#### Students

<b>GENDER</b> 	Boys		Girls	
	Number	%	Number	%
	388	40.29	575	59.71

<b>AREA</b> 	Rural		Urban	
	Number	%	Number	%
	736	76.43	227	23.57

<b>CATEGORY</b> 	SC		ST		OBC		GEN	
	Number	%	Number	%	Number	%	Number	%
	348	36.14	125	12.98	469	48.70	21	2.18

<b>CWSN</b> 	LD	VI	HI	S&LD	ID	Oth
	1	1	0	3	0	5

<b>Management</b> 	Government		Government-aided	
	Number	%	Number	%
	892	92.63	71	7.37

### Average Performance of Students in Language (%)

Overall	Gender		Area		Management		Social Group			
	Male	Female	Rural	Urban	Govt.	Aided	SC	ST	OBC	GEN
60.82	63.16	59.23	62.16	56.45	61.41	53.33	59.94	62.45	60.94	62.86

## Performance on Learning Outcomes (LOs)

Learning Outcomes	Description	Average Performance(%)
L504	Reads and comprehends independently storybooks, news items/ headlines, advertisements etc.	58.80
L508	Reads text with comprehension, locates details and sequence of events	61.83

Range of Performance of Students who Answered Correctly							
Below 30%		30% - 50%		50% - 75%		Above 75%	
Number	%	Number	%	Number	%	Number	%
74	7.68	228	23.68	400	41.54	261	27.10

### Lowest Performing Learning Outcomes (LOs)

- 1 - Reads and comprehends independently storybooks, news items/ headlines, advertisements etc. (58.80)
- 2 - Reads text with comprehension, locates details and sequence of events (61.83)